








Legend

- | | | | |
|--|---|---|--|
|  Low to Medium Density Residential |  Parks / Open Space / MR |  Stormwater Management |  Special Study Area |
|  Medium to High Density Residential |  Environmental Reserve |  Commercial | |